

Welcome!





Thursday, June 26; 12 p.m. – 1 p.m. PT

Cycle 4 Analysis

CalHIVE BHI
Data BeeHIVE



California Quality
Collaborative

Tech Tips!



Welcome!


Add your organization to
your name

Turn on video if possible



Engaging Today

- Share questions in the chat
or come off mute
- Participate in polls



Need help?

Direct message
Anna Baer
if you have any technical
issues

Our Agenda

Today, we will:



Review of Cycle 4 Measure
Performance: CY 2023 vs. CY
2024



Analyze the Financial
Measure for Pilot Sites –
December 2024



Share best practices and
challenges with CalHIVE
BHI Peers

Let's Get Started!

In the chat, let us know:

- **Which topic you're most interested in and what you hope to gain from today's webinar.**
 - CalHIVE BHI Measure Performance: CY2023 vs. CY2024
 - December 2024 Pilot Sites' Financial Measure Performance
 - Both



CalHIVE BHI – Measure Reporting

**Cycle Baseline – Cycle 10
(2024 – 2026)**

Global Reporting

- | | |
|----|------------------------------------|
| 1. | Enrollment (all patients) |
| 2. | Depression Screening and Follow-Up |
| 3. | Depression Remission or Response |
| 4. | Diabetes HbA1c Poor Control (> 9%) |

**Cycle 2 – Cycle 10
(2024 – 2026)**

Pilot Site Reporting

- | | |
|----|--|
| 1. | Process Measure – Utilization of BHI services |
| 2. | Financial Measure – CPT codes billing and reimbursement specific to each BHI model |

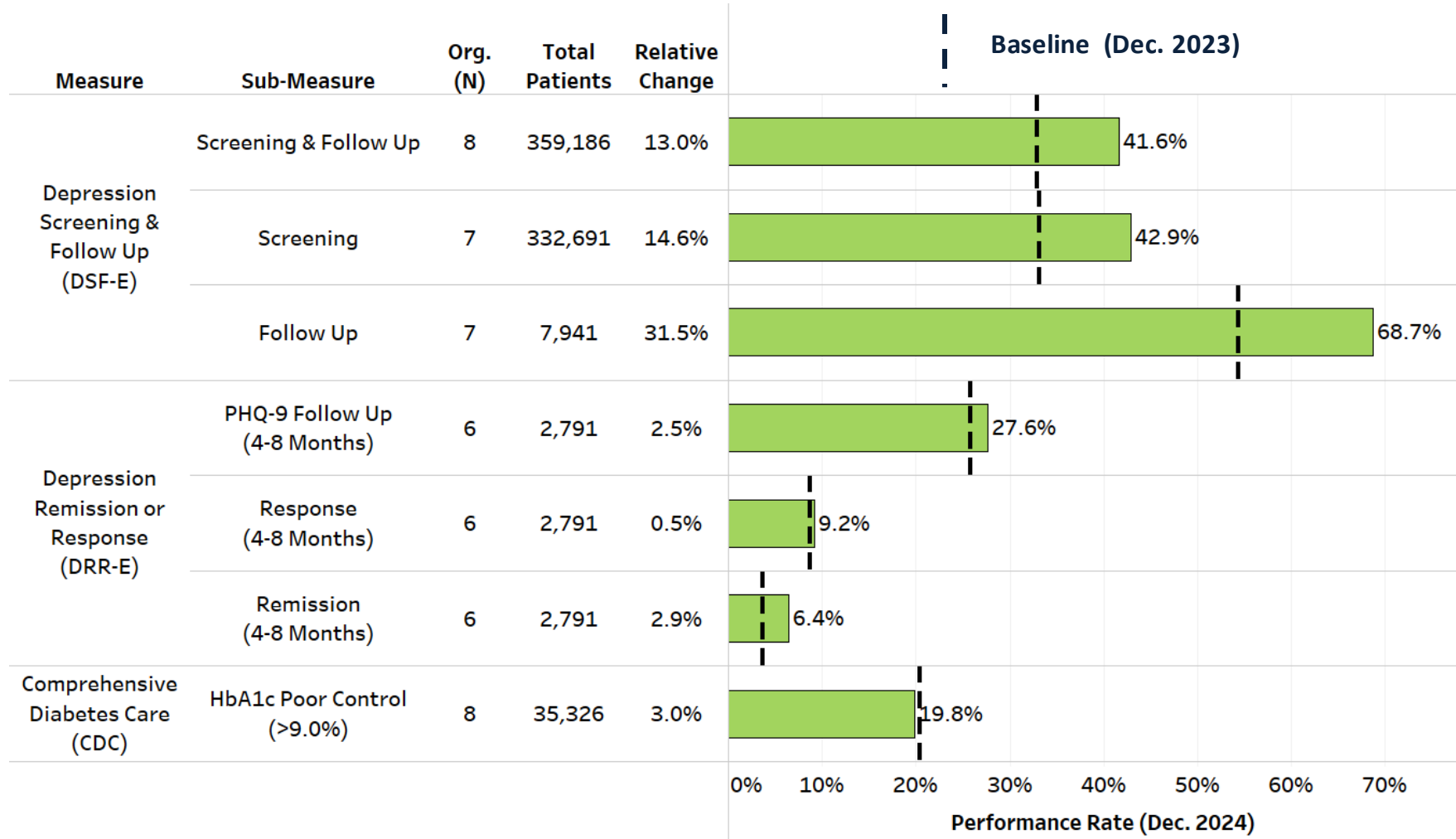
Global Reporting: Measure Performance Data reported through rolling 12 months measurement periods for the entire primary care PO network (includes pilot site)

Pilot Site Reporting: Measure performance data reported only for the pilot site. Measures and Measurement periods vary across organizations



Technical Specifications Manual


CalHIVE BHI Global Measure Performance: Year-over-Year Progress



- From December 2023 to December 2024, depression screening rates improved by 9.8% across CalHIVE BHI teams, leading to:
 - 32,500 more patients screened
 - 1,554 new depression cases identified
 - 1,143 patients connected to behavioral health care (42% at Pilot Sites, 58% at other PO practices)
- Diabetes control remains a high-performing measure compared to state benchmarks.

Discussion Questions: Global Performance

1. What changes in your day-to-day work or system processes/workflows do you think have influenced the shifts in our quality measures over the past year?
2. What insights are you curious to gain from your peers about their performance?



CalHIVE BHI – Pilot Site Financial Measure

Category – Definition	PO Measures	Stratification
Financial – direct and indirect costs and revenue	<ul style="list-style-type: none"> Monitoring the volume of CPT Codes billed and paid for BHI services Monitor the dollar amount of billed and paid CPT codes for BHI services 	<ul style="list-style-type: none"> Model Specific CPT Codes (all organizations are doing this type of stratification). Clinician (SFHN and Community Memorial only.)
PCBH - CPT Codes		CoCM - CPT Codes
90791, 90832, 90834, 90837 , 90839, 90840, 96156, 96158, 96159, 96160, 96161, 96162, 96163, 96164, 96165, 96166, 96167, 96168, 96170, 96171, 98960, 99484, 00000X2, And No charge Code		99492, 99493, 99494
<ul style="list-style-type: none"> The red CPT codes were selected most often by participants within their chosen BHI model and are the focus of our analysis. 		

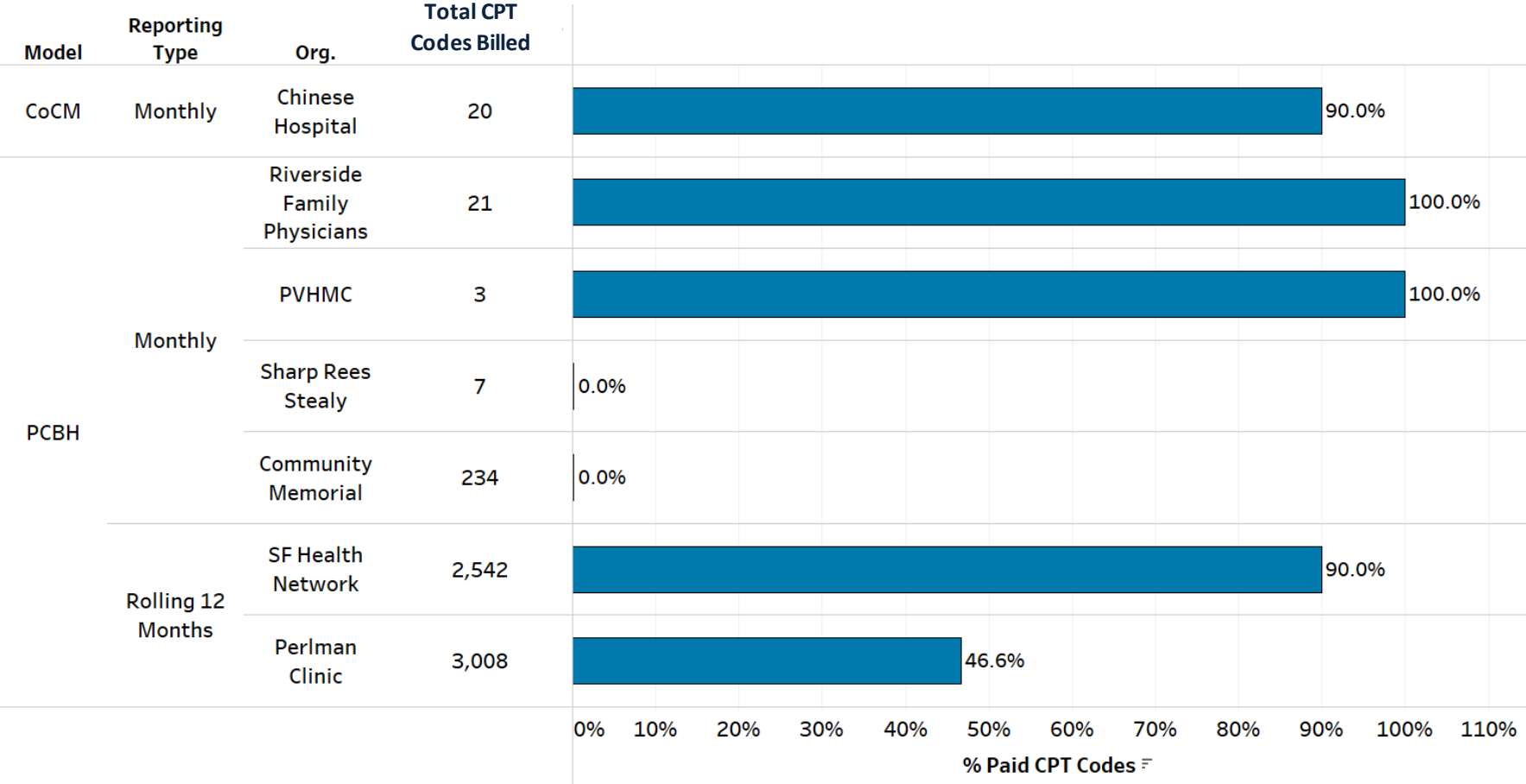


[Pilot Site Measure Specifications](#): Process and financial measure specifications from CalHIVE BHI participants.

Description of CPT Codes in our Analysis

CPT Code	BHI Model	# Organizations Tracking this Code	Code Description
90832	PCBH	6	Psychotherapy, 16–37 minutes with patient
90834	PCBH	6	Psychotherapy, 38–52 minutes with patient
90837	PCBH	6	Psychotherapy, 53 minutes or more with patient
99492	CoCM	2	Initial psychiatric collaborative care management
99493	CoCM	2	Subsequent psychiatric collaborative care management
99494	CoCM	2	Additional 30 minutes of care

Billing & Reimbursement Trends | Dec. 2024



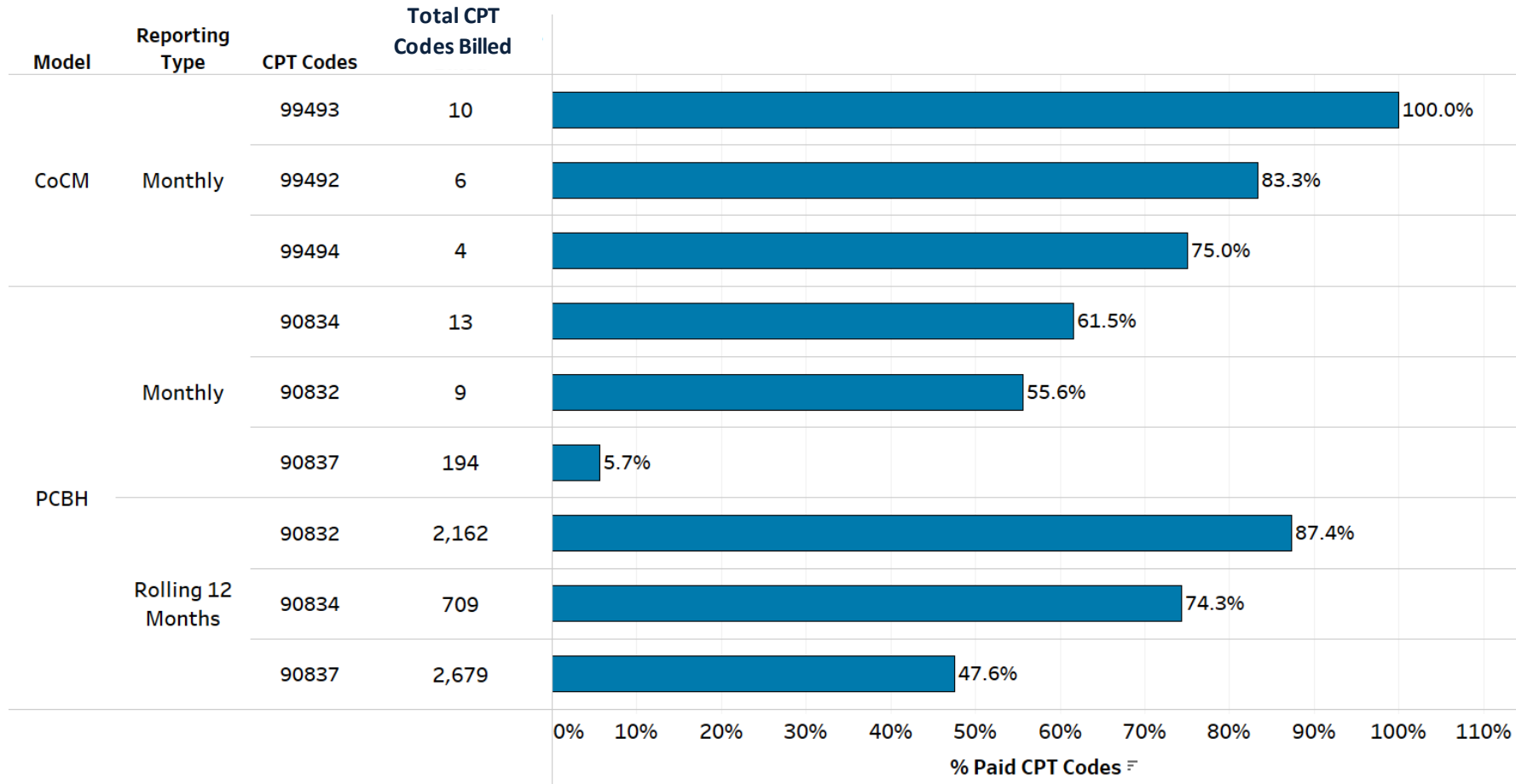
PCBH

- In PCBH, SFHN leads with an average of 211 psychotherapy claims per month and a 90% reimbursement rate.
- RFP and PVHMC achieved a 100% reimbursement rate, though with lower psychotherapy billing volume.

CoCM

- In CoCM, Chinese Hospital reports a 90% reimbursement rate for services billed.

CPT Code Usage and Reimbursement Across Models | Dec. 2024



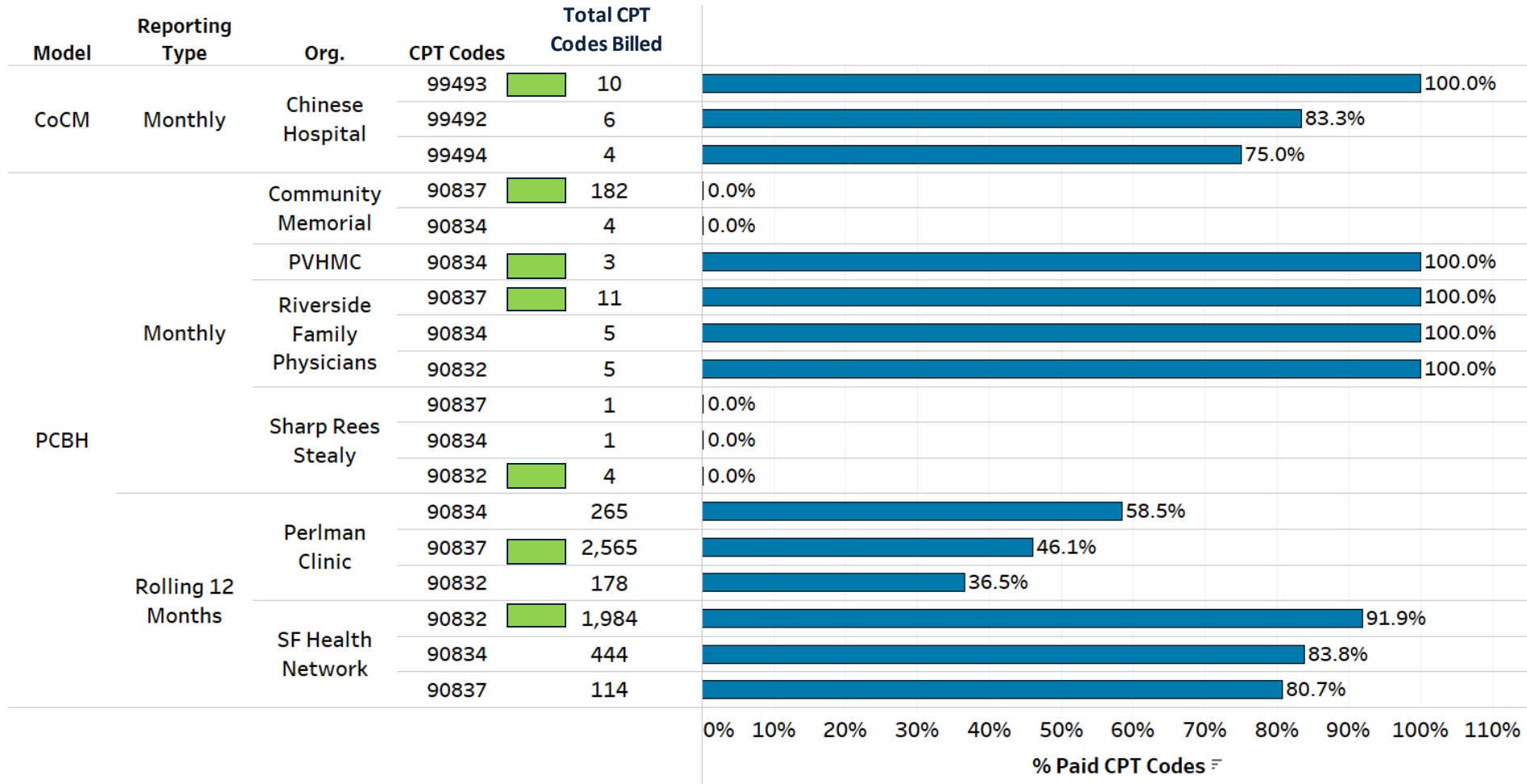
PCBH

- PCBH organizations reporting monthly bill fewer 90832 psychotherapy codes (30-minute sessions).
- PCBH organizations reporting on a rolling 12-month basis bill more 90832 codes and achieve ~80% reimbursement.
- Psychotherapy code 90837 has the highest billing but a lower reimbursement rate.

CoCM

- Chinese Hospital, the sole reporter of CoCM billing, maintains over 75% reimbursement across all CoCM CPT codes.

Billing and Reimbursement Trends by Org. and CPT Code | Dec. 2024



- Green boxes highlight each organization's highest billed CPT code.
- While some organizations implementing PCBH achieved some or full reimbursement, many show lower billing for 30-minute psychotherapy sessions (CPT code 90832) compared to the longer-duration codes, 90834 (45 minutes) and 90837 (60 minutes).

Discussion Questions: Pilot Site Financial Performance

1. Which CPT codes are billed and reimbursed most consistently across organizations?
Based on your experience, what insights or questions do you have for your peers regarding effective documentation and use of these codes?
2. **How is your organization leveraging administrative codes to support behavioral health integration at your pilot site?** What specific practices or tools have improved the accuracy and consistency of documentation and billing?
3. Given the variation in reimbursement rates, **what operational or billing practices could be optimized across organizations? What successful workflows, training initiatives, or partnerships have helped improve reimbursement accuracy and consistency?**

Upcoming Data Deadlines and Events!



- **Cycle 5 Data Submission:** July 11, 2025 (EOD)
- **Cycle 6 Data Webinar:** September 11, 2025 | 12:00 p.m
- **Cycle 6 Data Submission:** October 10, 2025 (EOD)
- **Cycle 5 & 6 Data BeeHIVE:** November 20, 2025 | 12:00 p.m.
 - Review of Cycle 5 & 6 data trends and insights
 - Optional, but highly recommended
 - Program team and data leads encouraged to attend



We Take your Feedback Seriously!

1. **Today's webinar was useful for me and my work *[select one]***
 - Strongly agree
 - Agree
 - Neither agree nor disagree
 - Disagree
 - Strongly disagree
2. **Of the topics we covered today, what was especially helpful? *[select multiple]***
 - Review of Cycle 4 Measure Performance: CY 2023 vs. CY 2024
 - Analyze the Financial Measure for Pilot Sites – December 2024
 - Share best practices and challenges with CalHIVE BHI Peers.



Thank you!

Program Advisor



Peter Robertson
Senior Director,
Practice Transformation

probertson@pbgh.org

Clinical Advisor



Dr. Brian Sandoval
Clinical Advisor, BH
Integration

Data Reporting



Jose Ordonez
Manager,
Data Analytics

jordonez@pbgh.org

Improvement Advisors



Kristina Mody
CalHIVE BHI Director
Director,
Practice Transformation

kmody@pbgh.org



**Daniela Vela
Hernandez**
CFHA Technical Assistance
Associate

dvhernandez@cfha.net



Mary Nickel-Nguy
Senior Manager, Behavioral
Health Integration

mnickelnguy@pbgh.org

Program Administration



Michael Au
Senior Manager,
Care Transformation

mau@pbgh.org



Anna Baer
Program Coordinator,
Care Transformation

abaer@pbgh.org



Erika Lind
Manager,
Care Transformation Events
and Learning

elind@pbgh.org

Appendix - CPT Codes Tracked by PO's in CalHIVE BHI

CPT Code	Organization's BHI Model	# Organizations Tracking this Code	Code Description
90791	PCBH	2	Psychiatric diagnostic evaluation (without medical services)
90832	PCBH	6	Psychotherapy, 16–37 minutes with patient
90834	PCBH	6	Psychotherapy, 38–52 minutes with patient
90837	PCBH	6	Psychotherapy, 53 minutes or more with patient
90839	PCBH	1	Psychotherapy for crisis, first 60 minutes
90840	PCBH	1	Add-on for crisis psychotherapy, each additional 30 minutes (used with 90839)
96156	PCBH	1	Health behavior assessment or re-assessment
96158	PCBH	1	Individual health behavior intervention, initial 30 minutes
96159	PCBH	1	Each additional 15 minutes (add-on to 96158)
96160	PCBH	1	Patient-focused health risk assessment (e.g., self-reported questionnaires)
96161	PCBH	1	Caregiver-focused health risk assessment (e.g., maternal depression)
96162	PCBH	1	Developmental screening (e.g., standardized tools, caregiver-administered with professional interpretation)
96163	PCBH	1	Brief emotional/behavioral assessment with scoring and documentation
96164	PCBH	1	Group health behavior intervention, initial 30 minutes
96165	PCBH	1	Each additional 15 minutes (add-on to 96164)

Appendix – CPT Codes Tracked by PO's in CalHIVE BHI

CPT Code	Organization's BHI Model	# Organizations Using This Code	Code Description
96166	PCBH	1	Health behavior intervention, family (without the patient present), face-to-face; initial 30 minutes
96167	PCBH	1	Family health behavior intervention (with patient present), initial 30 minutes
96168	PCBH	1	Each additional 15 minutes (add-on to 96167)
96170	PCBH	1	Family health behavior intervention (without patient present), initial 30 minutes
96171	PCBH	1	Each additional 15 minutes (add-on to 96170)
98960	PCBH	1	Education and training for patient self-management by non-physician qualified healthcare professional, individual, 30 minutes
99484	PCBH	1	Behavioral health integration (BHI) care management services, 20 minutes per month (general BHI, not CoCM-specific)
99492	CoCM	2	Initial psychiatric collaborative care management
99493	CoCM	2	Subsequent psychiatric collaborative care management
99494	CoCM	2	Additional 30 minutes of care
00000X2	PCBH	1	Organization's administrative code
No charge Code	PCBH	1	Organization's administrative code